


BOOKS

Medical Ethics for Dummies. Jane Runzheimer and Linda Johnson Larsen. Hoboken, NJ: Wiley, 2011, softcover, 368 pages, \$24.99, also available as e-reader.



This novel how-to book written quite plainly and matter-of-factly by a family practice physician and a journalist is extremely relevant. Although not all members of the healthcare community are fans of a quick fix of scientific matters, this book serves the reader well in giving practical, ethical advice, particularly in the area of bioethics. The presentation of the chapters is simple and easy to navigate, with text-boxes clearly reminding readers of items to note. That type of formatting eases readers as they come to realize that the book can be referred to in times of difficult decision making with ethical dilemmas.

Most practicing healthcare providers have been inundated with coursework in academia and practice surrounding the topic of medical ethics or bioethics. This book is tied closely to those working in the area of oncology, as topical areas and tough ethical issues abound when dealing with patients with cancer and their families navigating terminal disease. Nurses and advanced practice nurses caring for patients with cancer need up-to-date information regarding the legal and ethical aspects of decision making with patients. Academics, nursing professors, medical professors, and leaders in nursing transferring knowledge about ethical decisions in medicine can benefit from this book, as well as those on hospital ethics committees. *Medical Ethics for Dummies* would make an excellent gift for those joining a committee or remaining on one over the years.

Although medical ethics seems easy at first glance, doing the right thing is really quite difficult in modern times. Outside influences, including third-party payers, hospitals, nonprofits, and pharmaceutical companies, affect how medical practice is conducted. Although medical ethics should be the “underpinning of prac-

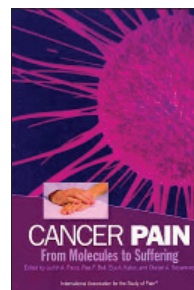
time,” as stated by the authors, that is not always the case. Medical malpractice costs, identity theft, electronic medical records, and pay-for-performance reimbursement cloud the atmosphere of any modern-day medical practice. Compliance with the confidentiality laws set up by the federal government and the restrictions placed on physicians and mid-level providers regarding what diagnostic procedures and surgeries will be paid for all contribute to a complex healthcare environment. Medical practices handle a myriad of ethical dilemmas that are routine issues for most caregivers.

The book gives very practical advice on making ethical decisions, showing practitioners how to ensure access for all patients, avoid discrimination for the medically fragile, evaluate outcomes in a practice, and avoid legally challenging and costly situations. Healthcare providers must consider how to manage teenagers requesting treatments without parental consent, mother and infant ethical decisions, confidential diagnoses, advanced directives, and resuscitation issues. Healthcare providers are subject to scrutiny for every decision they make, from the handling of charts and records to the dying wishes of patients. Clinical trials, physician-assisted suicide, genetic testing, abortion, end of life-sustaining treatments, and cloning all are included in the book. Finally, the most useful chapter covers the top 10 ethical issues today and delineates potential future ethical problems. *Medical Ethics for Dummies* should be recommended for oncology nurses at any level.

Celeste Mulry Baldwin, PhD, APRN, CNS, is a faculty member in the Department of Graduate Nursing at the University of Hawaii at Manoa and in the Department of Allied Health at the University of Hawaii Maui College.

Cancer Pain: From Molecules to Suffering. Judith Paice*, Rae Bell, Eija Kalso, and Olaitan Soyunwo (Eds.). Seattle, WA: International Association for the Study of Pain (IASP) Press, 2010, paperback, 345 pages, \$75 (IASP members, \$60).

Cancer pain is a complex phenomenon that is difficult to study and treat. A publication that provides evidence-based information about its mechanisms and treatment is



essential for oncology healthcare professionals. *Cancer Pain: From Molecules to Suffering* fits the bill. It addresses important aspects of cancer pain relevant to basic and clinical scientists working

in the field, as well as for healthcare providers caring for patients with cancer pain. Based on presentations from a research symposium sponsored by IASP, the book's purpose is to disseminate the most current research related to cancer pain.

The book's 20 chapters are written by international experts in the field of cancer pain and provide the reader with cutting-edge information on cancer pain, including its basic mechanisms, treatment, clinical trial methodologic issues, and psychological issues for patients. Each chapter addresses current work along with clinical implications and research needed in the future. The book's strength is its global perspective on cancer pain. That focus is unique compared to other books on cancer pain that focus primarily on its clinical management.

Although *Cancer Pain* is directed to a variety of professionals interested in cancer pain, nurses will find this book helpful in the study and management of symptoms and treatment of side effects. The book is not intended to be a cancer pain reference for the clinical setting; however, its chapters provide information in a concise, easy-to-read manner, with a balance of basic and clinical research findings. Clinicians caring for patients with cancer pain may find two tables particularly helpful: the first identifies possible causes of pain in patients with cancer and the second provides current drug therapies for cancer pain treatment. The book's technical quality is excellent, with graphics that enhance the text by providing visuals for complex information.

Cancer Pain is an important cancer pain resource for any healthcare professional interested in up-to-date, evidence-based information on cancer pain. Its

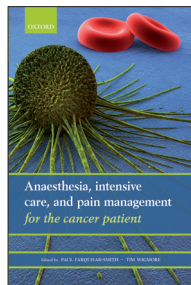
*Oncology Nursing Society member

international perspective is particularly relevant in today's healthcare arena.

Linda Eaton, MN, RN, AOCN®, is a doctoral student in the School of Nursing at the University of Washington in Seattle, WA.

NEW RELEASES


Anaesthesia, Intensive Care, and Pain Management for the Cancer Patient. Paul Farquhar-Smith, Tim Wigmore, and Colm Irving. New York, NY: Oxford University Press, 2011, hardcover, 256 pages, \$98.50.



One in three people will develop cancer in their lifetime. The overall incidence of cancer has increased by 25% since 1975. Anesthetic involvement in hospital interactions has been estimated to be about 75%, so anesthetists are likely to have major input into the care of patients with cancer. That input may start with the preoperative assessment, but often extends to the intensive care unit and the management of acute and chronic disease or procedure-related pain.

This book is comprised of five main sections dealing with cancer, anesthesia for cancer surgery, intensive care, pain management, and supportive and palliative care. The chapters are authored by acknowledged specialists in their fields. The anesthesia section discusses not only major surgery but also the specific and subtle differences that exist in the diverse types of specialist cancer surgery. The pain section addresses the current status of several specific cancer pain problems, with contemporary evidence and recent developments in management. The book also introduces novel ways of looking at conventional treatments. For a complete understanding of patients with cancer, other aspects of care also are considered, including psychological care and complementary medicines.

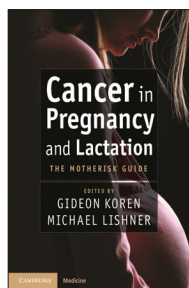
Excellent Care for Cancer Survivors: A Guide to Fully Meet Their Needs in Medical Offices and in the Community. Kenneth Miller. Westport, CT: Praeger, 2011, hardcover, 315 pages, \$58.



Excellent Care for Cancer Survivors: A Guide to Fully Meet Their Needs in Medical Offices and in the Community is comprised of articles by experts from multiple leading cancer programs. The book's goal is simple: to ensure that the millions of cancer survivors in the United States get the help they need to live life to its fullest.

The book, enriched by conversations with cancer survivors, explains the array of challenges that may affect survivors, from physical needs to psychological, spiritual, sexual, and financial issues. Topics such as nutrition and exercise also are addressed, as are risk assessment, rehabilitation, and possible cognitive dysfunction after chemotherapy. A final section explains the process of starting a professional cancer survivorship program, from staffing to fundraising, exploring what can and is being done to help cancer survivors in different settings achieve optimal health and quality of life.


Cancer in Pregnancy and Lactation: The Motherisk Guide. Gideon Koren and Michael Lishner (Eds.). New York, NY: Cambridge University Press, 2011, hardcover, 208 pages, price to be determined.



Cancer in pregnancy presents physicians with a serious and ethical challenge, yet the sources of concise data and guidance for the management of this disease situation are scarce. The Motherisk program, based at the Hospital for Sick Children in Toronto, Canada, is dedicated to addressing that problem.

Cancer in Pregnancy and Lactation: The Motherisk Guide tackles the subject by providing the evidence-based information needed to address the complex issues of maternal diagnosis, management, treatment, prognosis, and long-term impact on the unborn child. Based on research by members of the international Consortium of Cancer in Pregnancy Evidence, the book provides physicians with the core knowledge required to make sound clinical decisions in the face of sometimes conflicting interests and is essential reading for all maternal-fetal medicine physicians, obstetricians, neonatologists, oncologists, and pharmacologists.

Lymphoma (The Biology of Cancer). Kathleen M. Verville. New York, NY: Chelsea House, 2011, library binding, 112 pages, \$35.



Lymphoma is a cancer caused by immune system cells known as lymphocytes. Lymphocytes are found in the blood but carry out their most important immune functions after leaving the bloodstream and entering specialized lymphoid tissues scattered throughout the body. Lymphoma can arise in any region of the body in which lymphocytes are found, but many lymphomas develop in the lymph nodes. *Lymphoma* discusses the science of lymphoma, theories about its causes, the history of the disease, and current treatments and how they work.

Featured descriptions of books and other media in New Releases are provided by publishers to alert readers to recent or forthcoming resources only and have not been reviewed independently for the *Oncology Nursing Forum*. Associate Editor Patricia Ringos Beach, MSN, RN, AOCN®, ACHPN, can be reached at pubONF@ons.org, with copy to editor at ONFEditor@ons.org.

Digital Object Identifier: 10.1188/11.ONF.741-742

Share Your Clinical Knowledge as a Media Reviewer!

Do you enjoy reading and evaluating the work of your colleagues? Do you want to share your clinical knowledge with other nurses? If so, the *Oncology Nursing Forum* (ONF) needs reviewers for books, CDs, and Web sites in all

areas of oncology nursing. Experienced and novice reviewers as well as readers with specific expertise all should apply.

Reviews should be 500 words or less and discuss the media's purpose, strengths, and relevance to their in-

tended audiences. Contributors may keep books and other media provided for review by ONF. If interested, contact Associate Editor Patricia Ringos Beach, MSN, RN, AOCN®, ACHPN, at pubONF@ons.org.